



MINIMALIST  
CONTEMPORARY  
TRADITIONAL  
BRONZE



CONTENT	
Why PEETZ	Page 2
PORTFOLIO	
MINIMALIST	Page 3
CONTEMPORARY	Page 4
TRADITIONAL	Page 5
BRONZE	Page 6
PRODUCTS MINIMALIST	
SLIDER	Page 7
FIXED XXL GLAZING	Page 8
CLIPPED MULLION	Page 9
PRODUCTS CONTEMPORARY/ TRADITIONAL	
IN-/OUTSWING DOORS	Page 10
DOUBLE HUNG WINDOWS	Page 11
OUTSWING CASEMENT	Page 12
INSWING TILT & TURN, CASEMENT	Page 13
DIRECT SET & FIXED XXL GLAZING	Page 14
LIFT AND SLIDER	Page 15
BI-FOLD	Page 16
PRODUCTS BRONZE	
BRONZE CLADDED WINDOWS AND DOORS	Page 17
PEETZ COMMITMENT	Page 18
PEETZ SERVICES	Page 18
CONTACT	Page 19

# Why PEETZ



**OUR STORY** – The Peetz family started engineering and customizing windows in 1928. Since the 1990s we are a boutique window and door company specializing in Miami Dade County Hurricane Impact certification.

**OUR SPECIALISATION** – Meeting both award winning architecture and the most stringent Hurricane Building Codes in the world.

**OUR TRACK RECORD** – Large scale high-end Estate Homes from concept to completion in the hurricane specific market. Many of these projects had been honored with the most prestigious architectural awards:

Architizer A+Awards, The Preservation Foundation of Palm Beach - Elisabeth L. and John H. Schuler Award, Mies Crown Hall Americas Prize (MCHAP), GCBA PRISM Awards, AURORA Awards, The Preservation Foundation of Palm Beach - Ballinger Awards, AIA Palm Beach Excellence Award, AIA Miami Design Award, Chicago Athenaeum American Architecture Award, AIA New England Merit Award, AIA Connecticut Honor Award, AIA New York State Award of Excellence, Best New Venue of the Year, World’s Best Property, Best International Residential Property, Best Residential Property USA.

We feel fortunate to contribute with our engineering and craftsmanship an essential part of the overall design of all our projects.

**OUR DIRECT “SALES TO SERVICE” APPROACH** – We are direct. No layers, no middle man constellation. We engineer, manufacture, install and service our products from ground up and without third parties, which is why you benefit from direct access to our experts in all phases of your job.

**OUR UNIQUE DESIGN FEATURES** – Our products excel because they incorporate and combine unique signature strengths regarding engineering, longterm performance, aesthetics and operating comfort.






















## Products Minimalist Slider



- Aluminum system thermally broken
- Unlimited number of panels
- Unlimited number of tracks
- Recessed drainage and flush threshold (offset interior to exterior floor = 0) available. Track for modular threshold.
- 90° cornerless layout available.
- Flush pocketing or non pocketing.
- Hydraulic Locking System included and allows for manual operation of panels up to max. 8' x 12' (Width x Height).
- Hydraulic Soft Close function included.
- Modular jambs and header available.
- Finish galvanized and powder-coated to allow for field touch ups.
- Interior solid wood veneer available.
- Full motorization available.



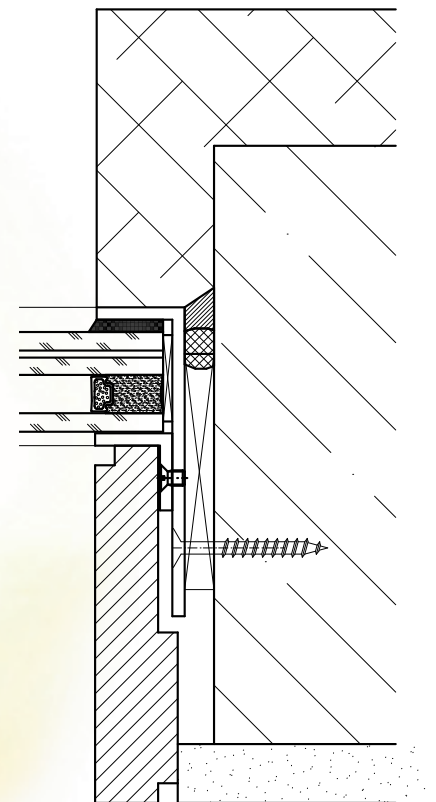



## Products Minimalist

Fixed XXL Glazing (oversized)



- Miami Dade County approved at 75 psf design pressure for Large Missile Impact.
- Max. size per approval:
  - SGP Glass-Type: 99"x132" or 91"x144"
  - PVB Glass-Type: 78 ½"x132" or 72"x144"
  - or third party engineering for other dimensions available.
- Aluminum system, mahogany or bronze cladding optional.
- Allows for frameless glass installations.






## Products Minimalist Clipped Mullion



- Miami Dade County approved structural steel bar which allows for ultra narrow dimensions when products are mulled together. It helps to project the architectural grid into the façade with a minimum of structure in-between.
- Steel bar 13/16" x 5 1/2" with welded endplates which will be anchored to the opening substrate. The tested max. mullion length is 132" by 99" load width, at 75 psf design pressure for Large Missile Impact. Third party engineering for other dimensions is available.
- All Peetz products can be mulled together with this clipped mullion.
- Allows for glazing in stairways, entry- or open to below areas instead curtain wall systems. Most aluminum curtain walls are 3"x11 1/4" relatively deep and appear from the interior commercially, while our system with only 3"x7-8" (11' or 12' span) and mahogany caps provides a much more residential feeling.
- At cross meeting bars all connections need to be welded. At the masonry 2500 PSI concrete with steel endplates and embedded anchors by others are required.





## Products Contemporary/Traditional

### In-/Outswing Doors




- Miami Dade County approved at 70 psf design pressure for Large Missile Impact.
- Custom designed and thermally broken bronze in-/outswing thresholds, qualify for impact and water infiltration. Tested and approved ADA threshold available to meet means of egress. Threshold extensions available.
- All strikeplates are custom designed for PEETZ and fully adjustable. Due to the exposure we use only the highest grade stainless steel available ASTM 316 TI.
- Highest operational comfort due to use of shootbolt locking mechanism (compared to use of mushroom cam system).
- Steel reinforcement of vertical stiles at mechanism will minimize risk of warping in height.
- Double weather-stripping (or barrier), continuous at corners to bronze threshold and at hinges achieve highest performance regarding air leakage, water resistance and noise protection.
- Wet glazing method, no visible nails in glazing stops.
- Additional features include motorlocks, magnetic locks, full concealed mechanical door closer, adjustable heavy duty friction holder with automatic hold open and deadstop function, full door motorization with push and go function are available in accordance with our Impact test certifications.

Shown displays below:

**Left:** Inswing Door in flush design and in wood species Wenge (all options available) with extra low bronze inswing threshold.

**Center:** Outswing Door in traditional design with raised panel in wood species African Sipo Mahogany with split finish (optional).

**Right:** Minimalist Door in wood species Burmese Teak with tung oil finish (optional). Approved for ultra narrow dimensions: At astragal: 6 1/4" (159 mm), vs standard 7 3/4" (197 mm)  
At jamb: 2 1/8" (54 mm), vs standard 3" (76 mm)  
Allows for 1 1/4" plates/escutcheons (vs standard 1 3/4" = 45 mm) without projecting into glazing-stop.





## Products Contemporary/Traditional

### Double Hung Windows



- Miami Dade County approved at 75 psf design pressure for Large Missile Impact.
- Max. size per approval: width of 5'-3" and a height of 10'-1". Third party engineering for other dimensions is available.
- Concealed spiral balances or weight & chain are both Miami Dade County approved. Single and Double Hung.
- Ultra narrow horizontal meeting stile with only 1 15/16" (49 mm). Meeting stiles with hidden concealed steel reinforcement.
- Special sloped male/female sealing bridges at the ends of the horizontal meeting stiles. These custom seals ensure that all protocols regarding water resistance will be met at the highest level of Miami Dade County without restraining the operational comfort.
- No exposed tubes, metal or plastic fasteners.
- Flexible stile and rail dimensions to match local landmark requirements.





## Products Contemporary/Traditional Outswing Casement



Smith Architectural Group, Palm Beach

- Miami Dade County approved at 70 psf design pressure for Large Missile Impact.
- Narrow dimensions,  
At astragal: 6" (152 mm)  
At jamb: 3 7/16" (87 mm)
- Double weather-stripping continuous at corners and at hinges, achieve highest performance regarding air leakage, water resistance and noise protection.
- Shown displays are in wood species African Sipo Mahogany. Multiple wood species, split species or split finishes are available.
- Handle driven friction stops are available for single at 27 3/16" (690 mm) and for double casements at 55 3/4" (1416 mm).
- Wet glazing method, no visible nails in glazing stops.





## Products Contemporary/Traditional

Inswing Tilt & Turn, Casement



Selldorf Architects, New York

- Miami Dade County approved at 70 psf design pressure for Large Missile Impact.
- Ultra narrow dimensions,  
At astragal: 4 15/16" (126 mm)  
At jamb: 2 15/16" (74 mm)
- Handle centered on astragal at meeting stile.
- Consistent profile width all around.
- Hardware completely hidden and concealed, no visible hinges.
- Shown displays are in wood species African Sipo Mahogany.
- Triple weather-stripping (or barrier), achieve highest performance regarding air leakage, water resistance and noise protection.
- Superior integrated drainage without the use of clad aluminum rainguard extrusions at sill.
- Wet glazing method, no visible nails in glazing stops.
- Full motorization for tilt operation concealed and recessed available.





## Products Contemporary/Traditional

### Direct Set & Fixed XXL Glazing



Oppenheim Architecture, Miami

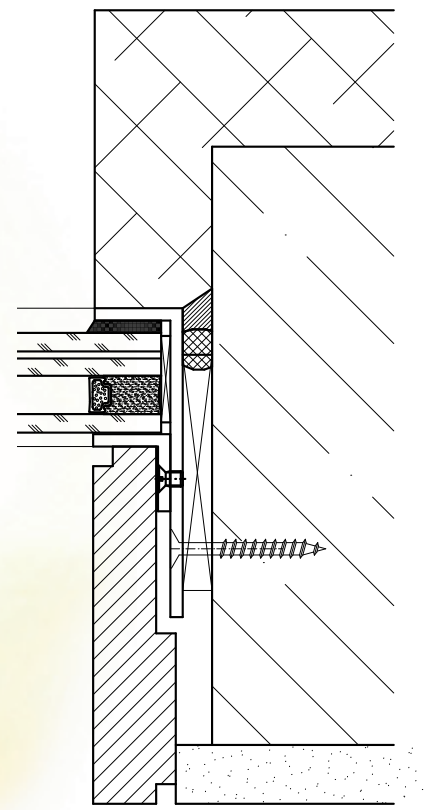

- Miami Dade County approved at 75 psf design pressure for Large Missile Impact.

#### Direct Set:

- Max. Size per approval:  
PVB Glass-Type: 75" x 96" or 50" x 144" or third party engineering for other dimensions available.
- Mahogany frame, bronze cladding optional.

#### Fixed XXL Glazing:

- Max. Size per approval:  
SGP Glass-Type: 99" x 132" or 91" x 144"  
PVB Glass-Type: 78 ½" x 132" or 72" x 144"  
or third party engineering for other dimensions available.
- Aluminum system, mahogany or bronze cladding optional.
- Allows for frameless glass installations as shown on left.







## Products Contemporary/Traditional Lift and Slider

- Miami Dade County approved at 70 psf design pressure for Large Missile Impact.
- Max. size per approval: 5'-2" x 11', or third party engineering for other dimensions available.
- Unlimited number of panels.
- Unlimited number of tracks.
- Steel reinforcement of vertical stiles at mechanism will minimize risk of warping in height.
- Standard threshold in aluminum.
- Aluminum threshold can be clad in Bronze (optional).
- Recessed drainage and flush threshold with an offset from interior to exterior floor = 0 available. Track projects only 3/16" above the finished floor and allows for modular threshold. All tested and approved for Miami Dade County.
- Full motorization for vertical lift and horizontal sliding operation available.
- 90° or custom angles cornerless layout available.
- Full flush pocketing or non pocketing.
- Different wood species available.
- Bronze cladding available.

### Below:

Flush threshold with recessed drainage.  
Panels are full flush pocketing.



Rene Gonzales Architect, Miami



## Products Contemporary/Traditional Bi-Fold



Taylor & Taylor Architects, Miami

- Miami Dade County approved at 70 psf design pressure for Large Missile Impact.
- Unlimited number of panels 3'-7" x 11', or third party engineering for other dimensions available.
- Individual panels can be adjusted in width to compensate for hygroscopic shrinking or expanding.
- Ultra narrow dimensions at astragal: 6 1/4" (159 mm) available. These dimensions are flexible and can be increased for example to the standard 7 3/4" (197 mm) to allow for more hardware options.
- Steel reinforcement of vertical stiles at mechanism will minimize risk of warping in height.
- Consistent and uniform design throughout the door. All meeting stiles regardless if hinged or true double French door meeting stiles show the same symmetrical design and dimensions.
- French Door Concept:
  - Same bronze threshold as swing doors with the same offset from interior to exterior floor.
  - French/swing door access for easy exit and entry.
  - Easy operation of all panels, no flushbolts and no loose levers. -Highest operational comfort due to use of shootbolt locking mechanism (compared to use of mushroom cam system).
  - All strikeplates are custom designed and fully adjustable. Due to the exposure we use only the highest grade stainless steel available ASTM 316 TI.
  - Tested and approved ADA threshold available to meet means of egress. Miami Dade County approved at 70 psf design pressure for Large Missile Impact.
- Radius/curved layouts available.
- 90° or custom angles cornerless layout available.

### Left:

Segmented Bi-Folding Door for radius/curved layout.

### Below:

Bi-Folding Door for 90° cornerless layout.





## Products Bronze

### Bronze clad Windows and Doors



- Miami Dade County approved at 70 psf design pressure for Large Missile Impact.
- Custom signature extrusions, solid bronze raised panels, cast rosettes, grills and other decorative elements as moldings with egg and dart cast, halfround columns/ brickmolding with crossing ropes, architectural capital or base moldings are available in Bronze, see also display image B and C.
- Contemporary designs are available as well, as shown at image A. Bronze front entry with oil rubbed/black finish.
- Chemical patina eliminates color distinctions between extruded, cast, or sheet material and creates a natural aged looking finish which lends richness and elegance.
- Operable grills with hidden pivot hinges and spring-loaded mechanism to allow grills to be easy opened for glass cleaning purpose, see image B.
- The mounting technique allows for proper ventilation between the Bronze and the interior Mahogany.
- The thickness of our extrusions allow to weld the joints from underneath without leaving marks on the top surface and without soldering.
- Same technical features as regular wood products regarding performance and design of threshold (standard and ADA), locking mechanism, adjustable strike plates, steel reinforcement, weatherstripping, wet glazing.
- Additional features include motorlocks, magnetic locks, full concealed mechanical door closer, adjustable heavy duty friction holder with automatic hold open and dead stop function, full door motorization with push and go function are available in accordance with our Impact test certifications.
- Finish service (maintenance or field refinish) available.





## CREDITS

Photographs by:	Page:
Affordable Aerial Photography	5, 6
Alamy	4
Althoff Hotels & Residences	5
Robert Brantley	5, 6, 16, 17
Claudine Camillo	4, 15, 19
Pieter Estersohn	1, 4, 13
Rendering by Michael Klausmeier / courtesy Rene Gonzales Architect	4
Laziz Harmani	14
Robin Hill	5, 6
Palm Beach Preservation Foundation	12
Sargent Architectural Photography	4, 5, 8, 10, 11
Stefan Schilling	4, 18
Schüco International KG, System ASS 77	1, 2, 3, 7
Claudia Uribe	1, 4

Every reasonable attempt has been made to identify authors and owners of copyrights. We apologize for any errors or omissions that may have occurred. Please contact us should you have any corrections.

## PEETZ Commitment



### TO QUALITY

We focus on meeting your requirements, delivering exactly what you want, with precision and dependability, down to the unseen elements.

### TO WHAT'S NEXT

We are working hard on our future continually innovating and developing ever-improving solutions.

### TO ENVIROMENT AND SUSTAINABILITY

We support green design. Our products can assist with LEED credits and certification. FSC-certified wood species and energy efficient rated glass are available. We are using water-based finishing which, unlike solvent based finishes, produces far less harmful VOC's. Our products can be used to maximize interior daylight. Operable units can be incorporated as part of a ventilation strategy, involving the indoor air quality for healthy living environments. At the PEETZ factory we have installed a significant solar power plant, providing up to 50% of our electrical power needs, displacing fossil fuel consumption.

## PEETZ Services



- Engineering – design of custom solutions, review of building code compliance or third party engineering analysis for qualification of structural integrity of oversized units.
- Project Management – providing fully detailed shop-drawings, showing adjacent trades as well. Before delivery we provide a jobsite survey, reviewing controllines, MO-dimensions and recesses.
- Installation of Windows&Doors, Brickmold, Jamb-Extensions, Shades and Hardware performed by PEETZ factory trained installers. State of Florida Glass & Glazing Contractor License # SCC131150870
- Installation of pressure treated wood bucks performed by PEETZ factory trained installers.
- Waterproofing performed by PEETZ factory trained installers.
- Low Voltage review – Review and test together with the Low Voltage Representative all low Voltage components as per shop-dwg's and contract regarding: Alarm open/closed, Alarm locked/unlocked, Motor locks, Privacy glass, Slider Motorization, Door Motorization, Shade Motorization.
- Waterfield testing – PEETZ has the full equipment, calibrated up to date, and trained Technicians to perform or assist water field testing:
  - based on ASTM E 1105 procedure A or B (chamber testing).
  - based on AAMA 501.2-09 Diagnostic water leakage field check.
- Annual Technical Service – Once a year and as needed. The mechanical maintenance on all hardware which includes checking weep holes, weather stripping and caulking between window and concrete, frame and sash, sash and glass, corners and joints, glazing and caulk, glazing beads, cracks, glass quality, mechanism and performing adjustment and lubrication, check screws, faceplates and strike plates.
- Annual Finish Waxing Service – Recommended once per year on exterior finish. Cleaning exterior finish with SIKKENS cleaner, applying SIKKENS maintenance wax.
- Refinish service – Refinish and waxing service can be combined. Refinish will be only partially as needed (not entire job).





**PEETZ  
Windows and Doors, Inc.**

15951 S.W. 41st Street  
Suite 150  
Weston, FL 33331

Contact us to discuss your needs,  
the Peetz team can assist you in  
determining your specifications to  
realize your vision.

Phone 954-659-3887  
Fax 954-659-3888

[info@peetzwindows.com](mailto:info@peetzwindows.com)  
[www.peetzwindows.com](http://www.peetzwindows.com)